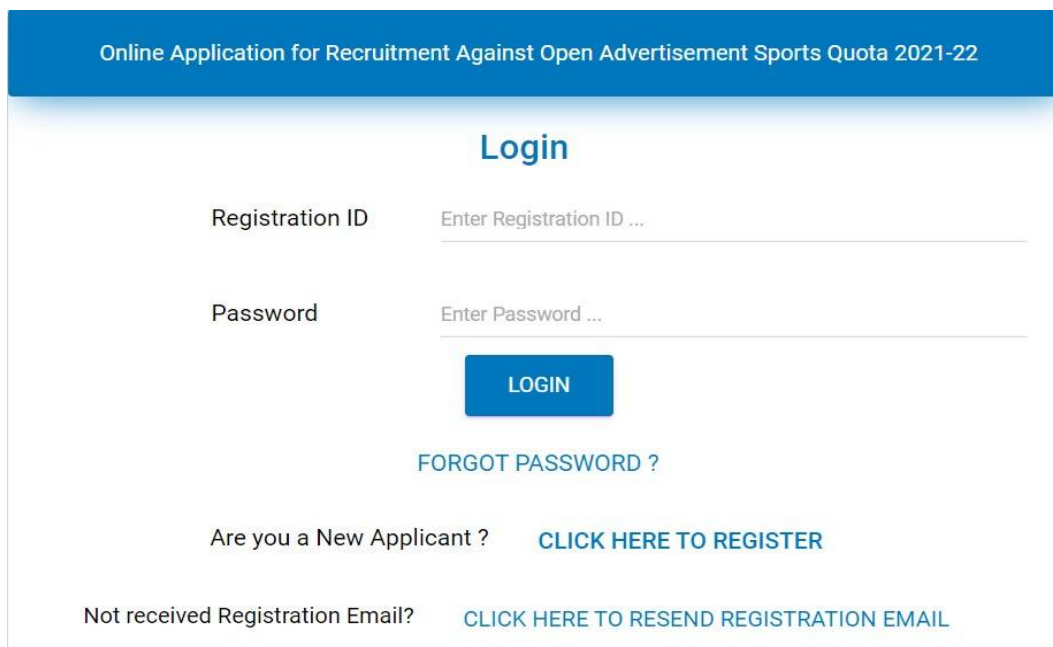


Instructions on How to Apply

Recruitment Against Sports Quota (Open Advertisement) for the year 2021-22



The screenshot shows a web application interface with a blue header bar containing the text "Online Application for Recruitment Against Open Advertisement Sports Quota 2021-22". Below the header, the word "Login" is centered in a large, bold, blue font. Underneath, there are two input fields: "Registration ID" with a placeholder "Enter Registration ID ..." and "Password" with a placeholder "Enter Password ...". A blue "LOGIN" button is positioned below the password field. Below the button, the text "FORGOT PASSWORD ?" is displayed in blue. Further down, the text "Are you a New Applicant ?" is followed by a blue link "CLICK HERE TO REGISTER". At the bottom, the text "Not received Registration Email?" is followed by a blue link "CLICK HERE TO RESEND REGISTRATION EMAIL".

Screen 1

If you are landing on this page for the first time, the candidate will have to first register using the "Click Here to Register" link if the candidate wants to apply for the openings under Sports Quota. He/She will be redirected to the registration page as shown in **Screen 2**. If a candidate has entered wrong email while registering, he/she can use the "Click here to Resend Registration Email" link to get the Registration email once again in the Inbox.

Instructions on How to Apply

Recruitment Against Sports Quota (Open Advertisement) for the year 2021-22

Online Application for Recruitment Against Open Advertisement Sports Quota 2021-22

Registration Form

Please select the State you belong to

Please select the state

Candidate Full Name:

CANDIDATE FULL NAME

Father's / Husband's Name:

FATHER'S / HUSBAND'S NAME

Gender:

Please Select Gender

Community

Please Select Community

Minority:

☒ No ☐ Yes

Religion:

Please Select Religion

Date Of Birth

ENTER DATE OF BIRTH

Age (as in 01/01/2022)

Age (as in 01/01/2022)

Email ID

ENTER EMAIL-ID

Mobile Number

ENTER MOBILE NUMBER

Are you a Person with Disability (PWD) ?

☒ No ☐ Yes

Are you a Serving Government Employee ?

☒ No ☐ Yes

Do you belong to Economically Backward Class (EBC) (Family income is less than 50,000/-) ?

☒ No ☐ Yes

Are You an Ex-Serviceman (ESM) ?

☒ No ☐ Yes

NEXT

Screen 2

Candidate will have to fill all the details as per the inputs required in the screen very carefully as any wrong information provided here will lead to the candidate's disqualification / rejection. Most importantly the candidate has to provide the exact Email and Mobile Number so that the registration email with the Registration ID and Login Password is delivered on this email to authenticate the email ID and the OTP is delivered on the Mobile Number entered to validate the Mobile Number.

On entering all the details, you may be allowed to move ahead to the registration details preview screen as shown in **Screen 3** only if you are an eligible candidate as per all the parameters of eligibility mentioned in the notification else you will be shown a message in red color mentioning you're in-eligibility and you will not be allowed to move ahead to complete the registration process.

Instructions on How to Apply

Recruitment Against Sports Quota (Open Advertisement) for the year 2021-22

Registration Preview

State You Belong :

ARUNACHAL PRADESH

Candidate Full Name :

RAHUL BAJAJ

Gender :

MALE

Minority :

Yes

Date Of Birth :

14/02/1999

Email ID :

denzi77@gmail.com

Identity No.:

8787/2654/4545

Father/Husband Name :

RAJEEV BAJAJ

Community :

ST

Religion :

Buddhist

Age :

22 years, 10 months 19 days

Mobile Number :

9898989898

Are you a Person with Disability (PWD) ?

No

Are you a Serving Government Employee ?

Yes

Do you belong to Economically Backward Class (EBC) ?

No

Are You an Ex-Serviceman (ESM) ?

Yes

☐ I hereby declare that all the particulars stated in my registration are true to the best of my knowledge and belief. I have read and understood the recruitment procedures. I shall abide by the terms and conditions therein. If any of the information provided by me is found to be false / incorrect at any stage, my candidature is liable to be cancelled.

CLOSE

SUBMIT

Screen 3

Preview Screen as mentioned before can be seen as above. Candidate can re-verify all the details he/she has entered. If there is any wrong information entered, it can be corrected by clicking on the edit button which will take the user back to the registration screen wherein the appropriate corrections can be done and the candidate can again preview the data entered. The Candidate can then check on the declaration and its content and if all the information provided is correct, he/she can click on the Submit button and complete the Registration process. On doing so, **Screen 4** confirming the candidate's registration will appear and a registration email and SMS with OTP will be sent to the email and mobile number provided in the registration details.

Online Application for Recruitment Against Open Advertisement Sports Quota 2021-22

Registration Successful !!!

Thank You for Registering. Your Registration ID and Password is sent to your registered Email and OTP is sent to your registered Mobile Number. Please go to the Login page, enter your Registration ID, Password and OTP to verify your Email and Mobile Number.

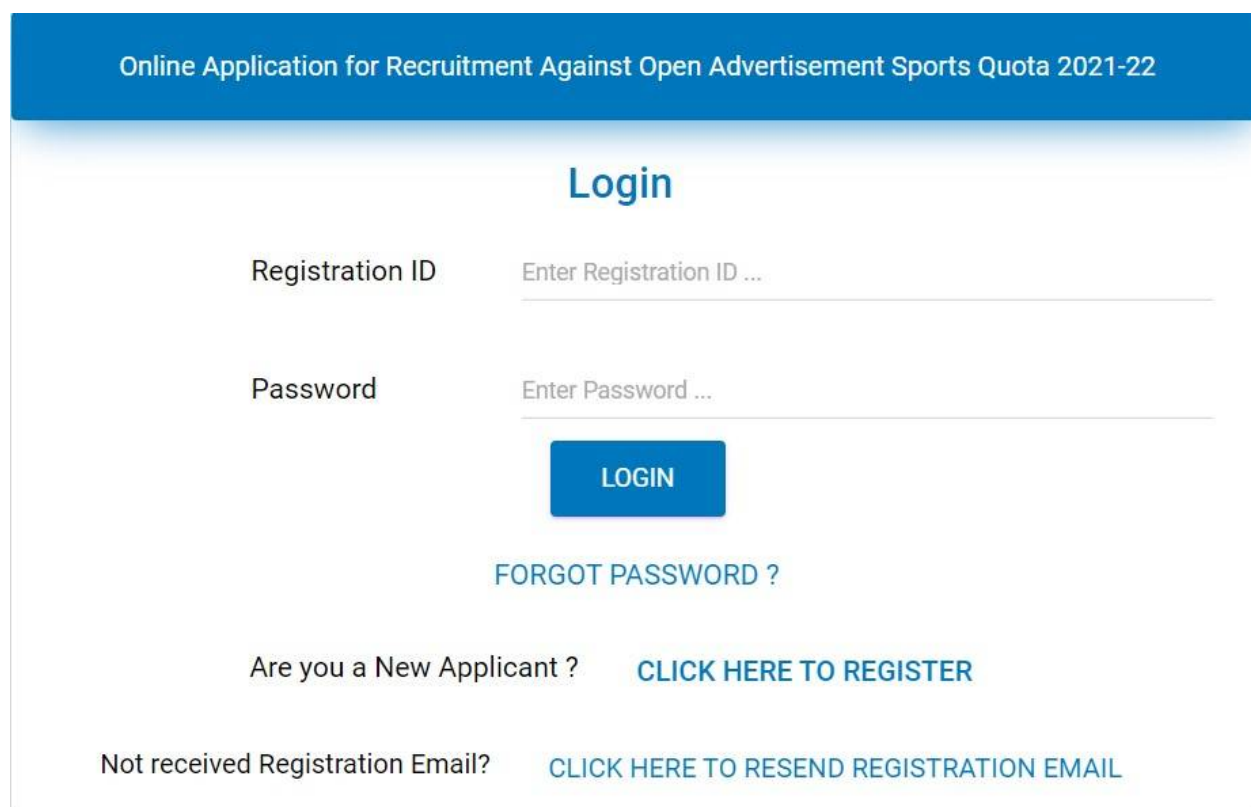
CLICK HERE TO LOGIN

Screen 4

Instructions on How to Apply

Recruitment Against Sports Quota (Open Advertisement) for the year 2021-22

The candidate will have to click the "Click here to Login" button to go back to the Login Page. He/she can then enter the Reg. ID and Password as received in the email as seen in the Screen 5 below and click on the Login Button.



The screenshot shows a web page with a blue header bar containing the text "Online Application for Recruitment Against Open Advertisement Sports Quota 2021-22". Below the header, the word "Login" is centered in a large blue font. Underneath, there are two input fields: "Registration ID" with a placeholder "Enter Registration ID ..." and "Password" with a placeholder "Enter Password ...". Below these fields is a blue button labeled "LOGIN". Further down, the text "FORGOT PASSWORD ?" is displayed in blue. At the bottom, there are two lines of text: "Are you a New Applicant ?" followed by a blue link "CLICK HERE TO REGISTER", and "Not received Registration Email?" followed by a blue link "CLICK HERE TO RESEND REGISTRATION EMAIL".

Screen 5

If the Login Credentials are validated, the candidate will be directed to the Mobile Number verification screen as shown in **Screen 6** below.

Instructions on How to Apply

Recruitment Against Sports Quota (Open Advertisement) for the year 2021-22

Online Application for Recruitment Against Open Advertisement Sports Quota 2021-22

Verify Mobile Number

Enter OTP as received on your Registered Mobile No. 7208480731

Enter OTP

VERIFY MOBILE NO.

If you do not receive any SMS within 3 minutes only then click on Re-Send OTP button

RE-SEND OTP

If your Mobile Number is not correct, Select the following Check Box and enter new Mobile Number in the adjacent text box

☐ Checked

Screen 6

Upon entering the OTP received on the registered mobile number, the user will be directed to the change password screen as in **Screen 7** as shown below.

If you have not received the OPT, you may have entered your Mobile number incorrectly. Check the same which is displayed before the OTP entry text box. If this case, you have to select the check box and enter the correct mobile number which will be updated in our database and you will receive a fresh OTP.

If your registered mobile number is correct and you have still not received the OTP, you may wait for 3-5 min before clicking on the Re-send OTP since the OTP SMS may be delayed due to network congestion on unavailability of network at your place.

Once the Mobile Number is validate using the OPT delivered to your registered Mobile number, candidate will be redirected to the change password screen as shown below in **Screen 7**.

Instructions on How to Apply

Recruitment Against Sports Quota (Open Advertisement) for the year 2021-22

Online Application for Recruitment Against Open Advertisement Sports Quota 2021-22

Change Password

Enter Old Password

Enter Old Password ...

Enter New Password

Enter New Password ...

Re-Confirm New Password

Confirm Password ...

UPDATE

Screen 7

The Candidate has to compulsorily change the password provided by the system on his / her first login as in Screen 7. After the password is changed, the user is asked to Login once again with the New Password that was recently changed and not with the one which is provided in the registration email. This screen is the same as Screen 1.

On successful Login with the new changed password, the Candidate will be redirected to **Screen 8** for entering the details of the Sport for which you would like to apply for.

Instructions on How to Apply

Recruitment Against Sports Quota (Open Advertisement) for the year 2021-22

Online Application for Recruitment Against Open Advertisement Sports Quota 2021-22

CHANGE PASSWORD

LOGOUT

Registration Details

Registration ID : WRS21970516001

Date Of Birth : 16/05/1997

Community : UR

Minority : No

Ex-Servicemen : No

E-Mail : d@gmail.com

Candidate Name : DHRUP DUBEY

Father/Husband Name : CS DUBEY

Gender : MALE

Religion :

EBC : No

Mobile : 7208480731

Sports Details

Level 2 - Grade Rs. 19900-63200/-, Level 3 - Grade Rs. 21700-69100/-, Level 4 - Grade Rs. 25500-81100/-, Level 5 - Grade Rs. 29200-92300/-

Select Level applying for :

5/4

Select applicable Discipline for Male Candidates :

HANDBALL

Select Events / Position / Weight / Proficiency :

GOALKEEPER

Norms for eligibility

Select	Category	Minimum Sports Norms Required
<input type="checkbox"/>	Senior	Represented the Country in Olympic Games
<input type="checkbox"/>	Junior/Youth/Senior	At least 3rd Position in World Cup
<input type="checkbox"/>	Junior/Senior	At least 3rd Position in World Championships
<input type="checkbox"/>	Senior	At least 3rd Position in Asian Games
<input type="checkbox"/>	Senior	At least 3rd Position in Commonwealth Games
<input type="checkbox"/>	-	At least 3rd Position in Youth Olympics

Note : Sports Achievements in the Championships achieved in between 01/04/2019 to 28/07/2021 will be eligible to apply.

Note : Select achievements from above table , enter the date range of the championship, select position/ranking and click on the ADD SPORTS ACHIEVEMENT button to add your achievement. You can add Multiple Sports Achievement to the grid below.

Selected Category

Selected Achievements

Enter From Date

Enter To Date

Select Position

+ ADD SPORTS ACHIEVEMENTS

Category	Achievements / Eligibility Norms	From Date	To Date	Position	Ranking	Action
-	At least 3rd Position in Youth Olympics	01/07/2021	09/07/2021	1st Position	0	
Senior	Represented the Country in Olympic Games	04/04/2021	22/06/2021	All India Ranking	20	

SAVE AND PROCEED

Screen 8

Please select relevant options in the dropdown. Then select the eligibility norm in which your achievements best fit in, enter the date range of the championship, select the position and click on the "Add Sports Achievement" button. This will add the sporting achievement to the grid below as seen in Screen 8. Multiple achievements can be added to the grid equivalent to the number of achievements in the date range mentioned in the Notification i.e.; between 01/04/2019 to 28/07/2021. Click on the save and proceed button to save the details entered and move to the next screen.

Instructions on How to Apply

Recruitment Against Sports Quota (Open Advertisement) for the year 2021-22

Educational Qualification Details

Select Education
Select Education
GRADUATION
POST GRADUATION
Any Others



Enter Board Name

Enter Certificate No.

Enter Roll No.

+ ADD EDUCATION QUALIFICATION

Please Note: You should enter all your educational achievement starting from the basic educational requirement.

Education	Board Name	Passing Year	Certificate No.	Roll No.	Action
GRADUATION	TEST	2015	2113454	131546	 

Bank Details for Refund

Name as per the Bank Pass Book

DHRUP CS DUBEY

Account No. as per Pass Book

1245113111

IFSC Code

ABCD1233444

Address Details

Correspondence Address

POISAR

City / District

MUMBAI

State / Union Territory

MAHARASHTRA

Pin Code

400101

PREVIOUS

SAVE AND PROCEED


Screen 9

Enter your Educational Qualification Details starting with the minimum required qualification and all the higher qualification acquired since higher qualified candidates will have additional points. Please enter the required details carefully as per qualification and certificates available. Click on the "Add Educational Qualification" button to enter multiple education details which will populate in the grid below. Once all the Educational Qualification is entered and captured in the grid, enter the Bank details for refund of Application fees and enter you present address of residence and click on the "Save and Proceed" button to save the details entered in this screen.

Instructions on How to Apply


Recruitment Against Sports Quota (Open Advertisement) for the year 2021-22

Documents To Be Uploaded



SELECT

Upload Photo



SELECT

Upload Signature

Self attested Scanned copy of proof of Date of Birth

If above file is not in English / Hindi then please upload translated copy :

CHOOSE FILE

Please Select File

UPLOAD

Scanned copy of GRADUATION certificate as mentioned in online application

Please select the original scanned copy of GRADUATION Certificate :

CHOOSE FILE

Please Select File

UPLOAD

If above file is not in English / Hindi then please upload translated copy :

CHOOSE FILE

Please Select File

UPLOAD

Screen 10

Candidate will have to upload photograph, Signature and all the relevant scanned documents as per the sporting and education details entered. Candidate should select their photograph and click on the Upload Photo button to upload their photo into their application. The same is to be done for uploading Signature.

For uploading scanned documents, the candidate should click on the "Choose File" button, select the scanned document and click the adjacent "Upload" button to upload the scanned file. If your scanned certificate is not in English or Hindi, you will have to convert the certificate to English or Hindi, get it certified from a gazetted officer and then upload the scanned document into the application else your application may be rejected.

Please upload all the required documents asked for in the application. For sports related achievements, candidates can upload multiple sports achievements scanned certificates.

Click on the "Save and Proceed" button to save all the uploaded documents to your application. Upon doing so, the candidate will be re-directed to the Preview Page as shown on **Screen 11**.

Instructions on How to Apply

Recruitment Against Sports Quota (Open Advertisement) for the year 2021-22

Application Form

Registration Details

Registration ID :	WRS21970516001	Candidate Name :	DHRUP DUBEY
Date Of Birth :	16/05/1997	Father/Husband Name :	CS DUBEY
Community :	UR	Gender :	MALE
Minority :	No	Religion :	
Ex-Servicemen :	No	EBC :	No
E-Mail :	d@gmail.com	Mobile :	7208480731

Sports Details

Level applying for :	3/2	Applicable Discipline :	BASKETBALL
Events / Position :	ALL ROUNDER		

Category	Achievements / Eligibility Norms	From Date	To Date	Position	Ranking
Junior	Atleast 3rd Position in Under 18 Junior National Championship	01/11/2020	18/11/2020	1st Position	0
Senior	1st Position in Federation Cup Championship	01/12/2020	09/12/2020	2nd Position	0

Educational Qualification Details

Education	Board Name	Year	Certificate No.	Roll No.
12TH	MAHRASHTRA	2012	23123123	3323222
GRADUATION	TEST	2015	2113454	131546


Bank Details for Refund

Name as per the Bank Pass Book	DHRUP CS DUBEY	IFSC Code	ABCD1233444
Account No. as per Pass Book	1245113111		

Scanned copy of Certificate in support of Sports achievement Atleast 3rd Position in Under 18 Junior National Championship as mentioned in the Application



Scanned copy of Certificate in support of Sports achievement 1st Position in Federation Cup Championship as mentioned in the Application



☒ I hereby declare that all the particulars stated in my application are true to the best of my knowledge and belief. I have read and understood the recruitment procedures. I shall abide by the terms and conditions therein. I understand that, my eligibility criteria will be verified on reporting for the Document Verification. If any of the information provided by me is found to be false / incorrect at any stage, my candidature is liable to be cancelled.

CLOSE

SUBMIT

Screen 11

Instructions on How to Apply

Recruitment Against Sports Quota (Open Advertisement) for the year 2021-22

Preview screen is provided for the Candidate to check all the data that he/she has entered so that if any data is wrongly entered, he/she can go back by clicking on the “Close” button and change the wrong data. If the candidate is fine with the data entered, he will have to approve by checking on the declaration and clicking on the Submit Button. This will take the candidate to the next screen which will prompt the Candidate to make application fees payment according to the criteria as mentioned in the Notification. It may be 250/- or 500/- as shown in **Screen 12**.

Your online application is now complete!!!

You have to make a payment of Rs. 500/- as Application fees and bank charges as per bank rules. You will be redirected to payment gateway of SBI bank to make your payment. Once the payment is successfully done, You will be redirected back to RRC-WR website to complete the application process and download the application form.

[MAKE PAYMENT](#)

In case you have tried making payment before and come across some issue like loss of internet connection due to which the said fee amount has been deducted from your Account/Debit/Credit Card but you are still unable to download your application, please click on the below "Verify Payment" button to re-confirm the same from the Payment gateway.

[VERIFY PAYMENT](#)

Screen 12

Click on the “Make Payment” to make the application fees payment. This will redirect the Candidate to the SBI Payment Gateway (PG) website as shown in **Screen 13**.

STATE BANK MULTI OPTION PAYMENT SYSTEM

Please Select Appropriate Card Type To Avoid Failures (C-Credit Card Options/D For Debit Card)

Net Banking

Bank	Bank Charges	Action
SBI	11.8	Click Here
Other Banks	17.7	Click Here

Card Payments

Card Type	Bank Charges	Action
State Bank Debit Cards	0.0	Click Here
Other Bank Debit Cards	0.0	Click Here
Credit Cards	16.23	Click Here

Other Payments Modes

[Cancel](#)

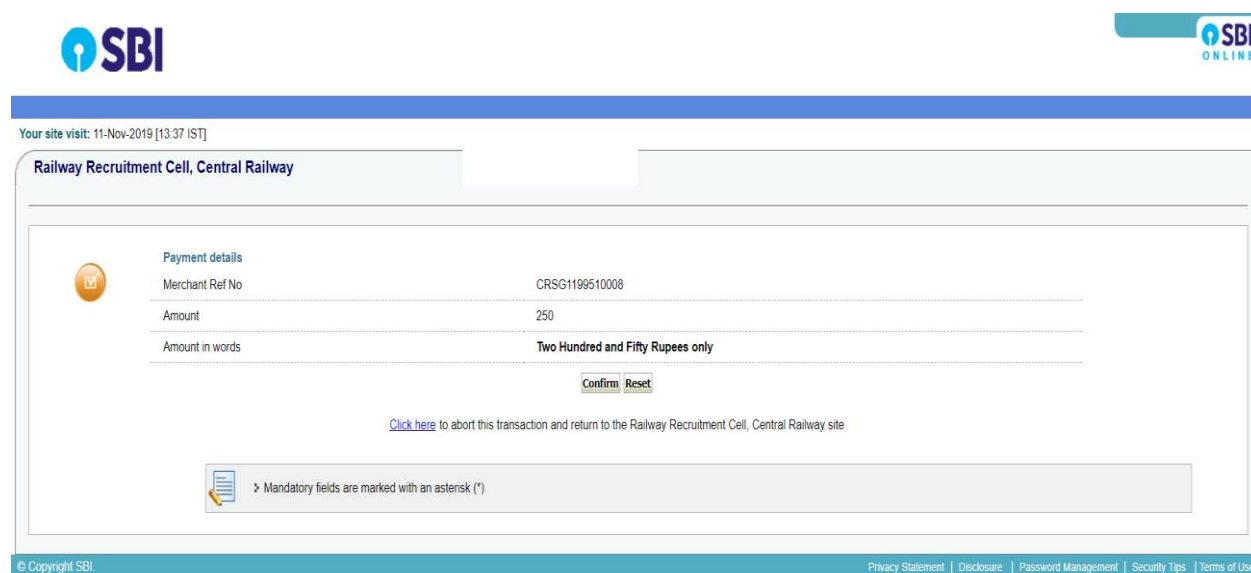
© State Bank of India Site best viewed in I.E 10 +, Mozilla 30 +, Google Chrome 30 +

Screen 13

Instructions on How to Apply

Recruitment Against Open Advertisement Scouts and Guides Quota 2019

Please move ahead step by step and make your application fees payment using the various payment modes available on the SBI PG.



SBI **SBI ONLINE**

Your site visit: 11-Nov-2019 [13:37 IST]

Railway Recruitment Cell, Central Railway

Payment details

Merchant Ref No	CRSG1199510008
Amount	250
Amount in words	Two Hundred and Fifty Rupees only

[Click here](#) to abort this transaction and return to the Railway Recruitment Cell, Central Railway site

Confirm Reset

> Mandatory fields are marked with an asterisk (*)

© Copyright SBI. Privacy Statement | Disclosure | Password Management | Security Tips | Terms of Use

Screen 14

Once the payment is successful, the candidate will be redirected back to the RRC Website where the candidate will get the option to Download the completed Application as shown in **Screen 15** which will have all the details entered.

Payment Successful !!!

Your Application Fee payment is successfully made. Your Bank Reference No. is CPV9536481

Registration ID :	PGSG1199999999
Bank Ref. No :	CPV9536481
Transaction Date And Time :	04/11/19 & 13:51:1

[DOWNLOAD APPLICATION](#)

Screen 15

This completes the entire process of application for the Sports Quota 2021-22. Please save this downloaded application at a safe place probably in your email so that if you are called for Document Verification or Sports Trial, you will have to get a printed copy of this Application.

Instructions on How to Apply

Recruitment Against Sports Quota (Open Advertisement) for the year 2021-22

In case the Application Fees payment fails due to any reason, you will be redirected back to the RRC-WR website as shown in **Screen 16** and your application will not be complete. You can try to make your payment once again till the payment is successful. You may not be allowed to make the payment once again on the same day so you may have to try the payment process the next day.

Payment Aborted / Cancelled

You have cancelled the Payment Transaction Process. Please click the below button to Re-login and complete your Application Fee Payment Process.

[RETURN TO HOME PAGE](#)

Screen 16

In case the payment is deducted from your account and due to some technical issue, the payment gateway fails to capture the payment details, the PG will redirect the candidate back to the RRC website. In such cases, the Candidate can login once again and click on the "Verify Payment" button. The application will check with the Payment Gateway whether the payment is recorded with the PG. If yes, then the website will allow the candidate to download the application else the same process will have to be repeated.
